


**bluestar**

**MERRY CHRISTMAS & HAPPY NEW YEAR**

**MERRY CHRISTMAS & HAPPY NEW YEAR**

**bluestar**

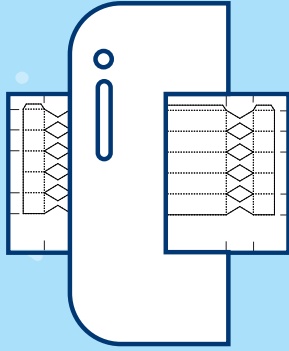


# MAKE YOUR OWN CHRISTMAS CRACKER

1

**Print**

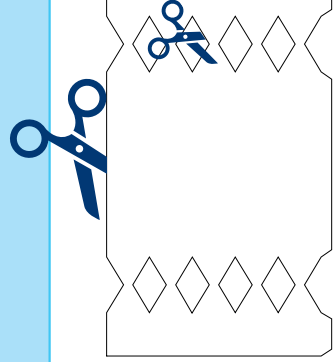
download and print your cracker



3

**Cut**

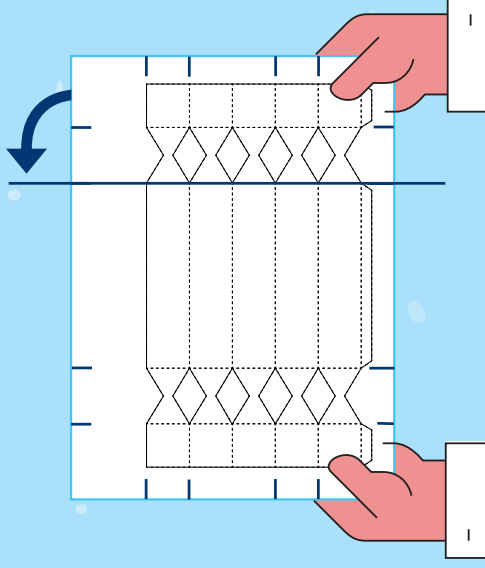
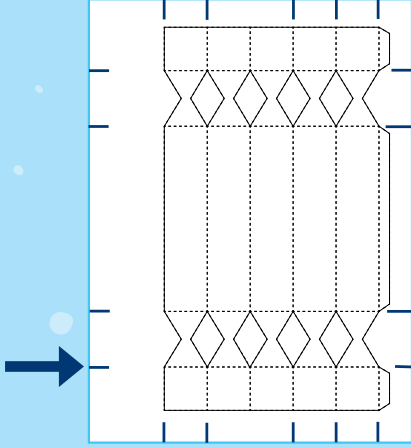
cut around the edges and diamonds



2

**Folding**

use the lines as guides to fold your cracker  
fold all the dashed lines

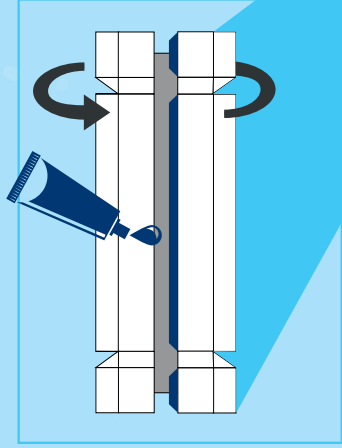


## INSTRUCTIONS

4

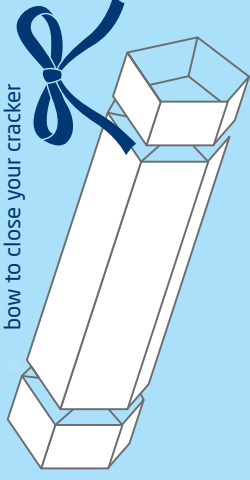
**Glue**

join both ends and glue them



**WELL DONE!**

Finalise with a festive  
bow to close your cracker



Why not to fill up  
your cracker with  
sweets and give it as a  
**christmas present** to  
your friends  
and family!